

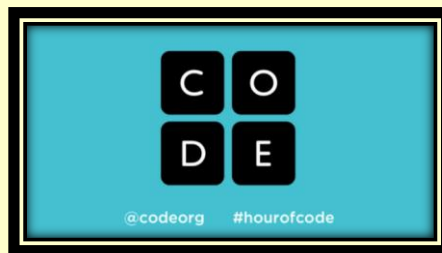


TECH BYTES



Orange Board of Education

December 2015 13



Video

<https://www.youtube.com/watch?v=2DxWlxec6yo>

<https://hourofcode.com/us>

December 7-13. 2015

The Hour of Code is a global movement reaching tens of millions of students in 180+ countries. Anyone, anywhere can organize an Hour of Code event. One-hour tutorials are available in over 40 languages. No experience needed. Ages 4 to 104. The Hour of Code is a one-hour introduction to computer science, designed to demystify code and show that anybody can learn the basics

The Hour of Code is organized by Code.org, a public 501c3 non-profit dedicated to expanding participation in computer science by making it available in more schools, and increasing participation by women and underrepresented students of color. An unprecedented coalition of partners have come together to support the Hour of Code, too – including Microsoft, Apple, Amazon, Boys and Girls Clubs of America and the College Board.

Every 21st-century student should have the opportunity to take part in creating technology that's changing our world. The basics help nurture creativity and problem-solving skills, and prepare students for any future career. But most schools still don't teach computer science.

By exposing both girls and boys to fundamental computing concepts on a level playing field, starting with the earliest learners, we can inspire today's generation of students to build technology.

Students of all ages can choose from a variety of self-guided tutorials, for kindergarten and up. Tutorials work on any modern browser, tablet, smartphone, or even with no computer at all. Code.org's own tutorials feature Disney's Frozen, Scrat from Ice Age, Angry Birds, and Plants vs. Zombies. New tutorials are coming to kick off the 2015 Hour of Code!



December is a month of Multicultural Holiday Celebrations. The multicultural celebrations include:

- Ramadan (Muslim)
- Eid al-Fitr (Muslim)
- Saint Nicholas Day (Christian)
- Eid'ul-Adha (Muslim)
- Fiesta of Our Lady of Guadalupe (Mexican)
- St. Lucia Day (Swedish)
- Hanukkah (Jewish)
- Christmas Day (Christian)
- Three Kings Day/Epiphany (Christian)
- Boxing Day (Australian, Canadian, English, Irish)
- Kwanzaa (African American)
- Omisoka (Japanese)
- Yule (Pagan)
- Saturnalia (Pagan)

Below you will find some links to lessons and other activities to help you teach about December's "world of holidays."

Education World

Holidays Around the world Lesson Plans:

http://www.educationworld.com/a_lesson/lesson213.shtml

Christmas Around the World: http://www.educationworld.com/a_lesson/Christmas-Around-the-World-Lessons-and-Activities.shtml

Kwanzaa: http://www.educationworld.com/a_lesson/lesson039.shtml

NEA (National Education Association)

<http://www.nea.org/tools/lessons/december-holidays-k-5.html>

Scholastic

<http://www.scholastic.com/teachers/collection/celebrating-holidays-classroom>

Teach-nology

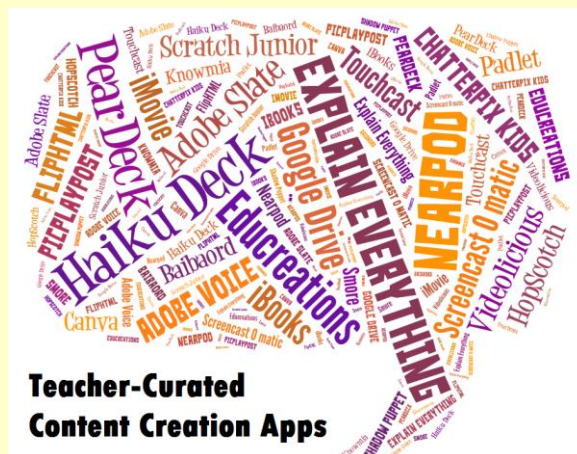
<http://www.teach-nology.com/themes/holidays/december/>

24 Favorite Teacher-Curated Web and iOS Apps for Creating Content

Be sure to remember ... in addition to the productive fun we can have as teachers creating content with these apps, one of the most productive and important uses for these tools is when students use them to create!

By the way, most of these are free :).

- **Educreations (iOS):** Whiteboard Casting app*
- **Explain Everything (iOS):** Whiteboard casting
- **Haiku Deck (iOS):** Presentations
- **Google Drive (Web & iOS):** Docs, Sheets, Slides, & Forms
- **Nearpod (iOS):** Slide presentations, interactive class platform, assessments
- **PearDeck (Web):** Slide presentations, interactive class platform, assessments
- **iBooks (Mac):** Create interactive books
- **iMovie (Mac & iOS):** Create videos using pre-designed templates (or from scratch)
- **Screencast-o-matic (Web):** Screencasting
- **Touchcast (iOS & Web):** Combine video and web content in unique format
- **Knowmia (iOS):** Create video incl. PIP, whiteboard casting, camera, etc.
- **Adobe Voice (iOS):** Easy video creation
- **Adobe Slate (iOS):** Turn images and text into visual story
- **FlipHTML5 (PC & Mac):** Create books, newsletters, magazines, etc.
- **ChatterPix Kids (iOS):** Turn an image into a talking picture
- **PicPlayPost (iOS):** Combine different types of media into a collage
- **Videolicious (Web):** Video creation
- **Shadow Puppet (iOS):** Video creation
- **Scratch Junior (Web):** Create stories through coding
- **HopScotch (iOS):** Create stories via coding
- **Smore (Web):** Newsletters
- **Padlet (Web):** Curation and collaboration
- **Baibaord (iOS & Mac):** Collaborative whiteboard
- **Canva (iOS & Web):** Easy graphics design, good for infographics and more



<http://www.emergingedtech.com/2015/11/favorite-teacher-web-ios-apps-creating-content-creation/>



Common Core's Big Test: Tracking 2014-15 Results

The 2014-15 school year marked a big change for many states because they switched to tests that for the first time reflect the Common Core State Standards. Use the link below to view scores from state-mandated mathematics and English/language arts tests given in 2014-15 and in 2013-14 (or the most recent previous year available).

<http://tinyurl.com/q2y9akl>



www.capzles.com

Capzles is an online service that allows you to display pictures, videos, documents, and music which are organized into a moveable interactive interface.

Capzles is an interactive timeline maker. With Capzles, teachers and students can add photos, videos, audio, and text to their timeline. Themes, colors, backgrounds, and background music can be added to the timeline making it unique and personalized. Capzles also provides options when sharing your Capzle, It can be private with a specific list of who can view the Capzle or made public for the world to see.

https://www.youtube.com/watch?time_continue=109&v=ETlrg-ZD3rE



<https://kids.usa.gov/teachers/calendar/december/index.shtml>



Computational Thinking Course for Educators

<https://computationalthinkingcourse.withgoogle.com/preview>

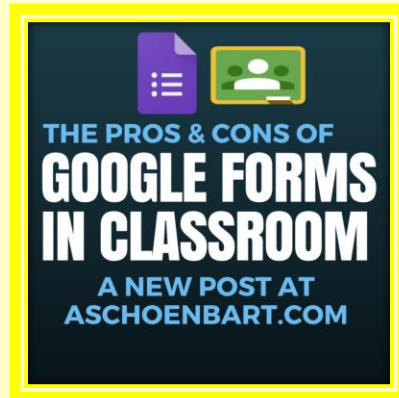
What: A free online course helping educators integrate computational thinking into their curriculum

Who: Humanities, Math, Science, and Computing educators

When: Now through December 20th

The goal of this course is to help educators learn about computational thinking (CT), how it differs from computer science, and how it can be integrated into a variety of subject areas. As a course participant, you will increase your awareness of CT, explore examples of CT integrated into your subject areas, experiment with examples of CT-integrated activities for your subject areas, and create a plan to integrate CT into your own curricula.

<http://www.techlearning.com/blogentry/9995>



Earlier this year, Google Classroom rolled out a new forms integration, which makes using them with Classroom so much easier. It's cleaner and more effective than ever to assign a form, but there are challenges to consider, too. While the new features will save a teacher from scouring rows of sheet data to see which students submitted, they also sneakily copy the form to each assigned class, separating out all data and any add-ons or functions a power user might need.

Since forms are just tools, like with any other tech, it comes back to purpose. Are you content checking multiple form response sheets? Or is it essential that all your data be in one place? Are you a Google Forms power user, using Add-ons and complex functions? Let these answers guide your choices. The new integration is powerful, but don't let it mess with how you view, organize, and respond to data.

Read entire article at: <http://www.techlearning.com/blogentry/9995>

INCREDIBLE NUMBERS



Unlock the hidden beauty of numbers and see how their subtle patterns form the fabric of our codes, our music and our entire world.

<http://incrediblenumbersapp.com/>






10 Gifts That Encourage Reading

1. **Comfy Chair.** Before your child opens a book, she'll need a place for cozy reading! Look for a cushy chair to put in a well-lit corner of her bedroom. Then she'll have a place separate from her desk to read her favorite books.
2. **Boxed Set of Beloved Books.** Does your child have a favorite series? Make sure he'll be able to read every word of the adventures by presenting him with a boxed set of books.
3. **Bookmark That Makes a Statement.** A bookmark makes an ideal stocking stuffer. Bookstores now carry elaborate, character-decorated page-keepers, so choose one that features your child's favorite themes or friends.
4. **Mug Filled With Hugs.** What could be better than snuggling up with a good book and a mug of hot chocolate with marshmallows? Make reading an inviting experience this season with a personalized mug.
5. **Crafty Coloring Books.** Coloring books are another form of storytelling. Your child can use crayons or markers to render what's going on in the picture, which nurtures imagination.
6. **Word of the Day Calendar.** Keep track of the date and improve vocabulary at the same time with a Word of the Day calendar.
7. **Lighten Up With a Lamp.** Brighten your child's holiday! Invest in a practical yet punchy reading light for his bedroom.
8. **Magazine Subscription Surprise.** Support your child's interests by giving a gift that will last for a whole year: a subscription to a magazine. With so many publications available on everything from sports, nature, fashion, current events, and more, it'll be a snap to find one that she'll look forward to every month.
9. **Personalized Journal or Diary.** Add a fun writing pen, and unlock your child's imagination. Journals encourage personal writing and doodling, and help develop ideas and opinions.
10. **Boredom-Busting Activity Books.** Exercise your child's brain with crossword puzzles, word finds, and MadLibs when he's stuck indoors during the blustery winter season. He'll improve his spelling, vocabulary, and interest in exploring books!

<http://www.scholastic.com/parents/resources/article/more-reading-resources/10-gifts-encourage-reading>



<http://makercamp.com/>

Explore + Make + Share with Maker Camp
Join our free community for kids who are making around the world, online and in your neighborhood. You can start making projects anytime!



Code.org Teacher Community

<http://www.eventbrite.com/o/codeorg-teacher-community-8317327577>

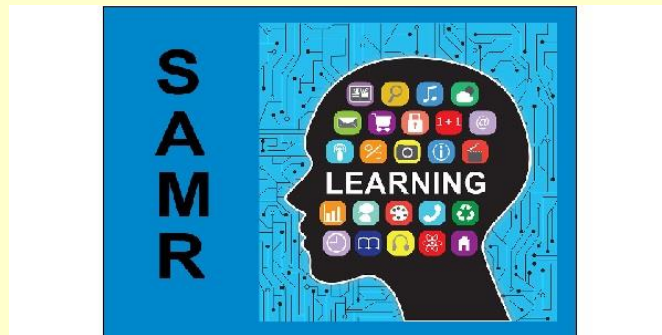
Launched in 2013, Code.org® is a non-profit dedicated to expanding participation in computer science by making it available in more schools, and increasing participation by women and underrepresented students of color. Our vision is that every student in every school should have the opportunity to learn computer science.

This is a teacher-led movement to bring opportunity to ALL schools, and to ALL students. We encourage educators to consider that their classroom, their school can embrace computer science, and to help lead the change that's sweeping the nation.

We believe anybody can learn computer science - but that our students won't reach their full potential without great teachers to guide their learning. We count on teachers to break stereotypes, to introduce more girls, more students of color, and more of our youngest learners, to this new and exciting field.

Explore all code.org educator resources.

<https://code.org/educate>



SAMR in 120 Seconds

The link below offers resources for teachers to see how technology could impact upon the teaching and learning in their classroom. It provides a framework for progression that adopters of educational technology follow as they progress through teaching and learning with technology.

<http://tinyurl.com/pjxxgvu>

Let's Write!

“Young people are reading and writing more than I ever did at their age, but they are doing it using their computers and mobile phones ... The mobile is central, and will become even more so as time goes by.” - David Crystal



Motivated to Write Slideshare with Ideas and Resources for Writing Across Curriculum

<http://www.slideshare.net/ShellTerrell/lets-write-resources-tips-activities>



Screenshots

Screenshots are a fast, fun way to share information from your Chromebook. It's ideal for showing students how to do something on their Chromebooks through pictures, or just pass along an image from part of your screen.

To do so, click Ctrl+ window switcher key for a shot of your whole screen. Do Ctrl+Shift+window switcher key for a partial screenshot.

Create Shortcut

Really simple. Head to your apps, right click the one you want a shortcut for, and click "create."

You can do the same thing for websites. Instead, you'll navigate to the site you want to mark, click "tools," and select "create application shortcut." You'll select where the shortcut will live on your Chromebook and then hit "create."

FREE ONLINE WEBINAR

Creating Meaningful Assessments in the Digital Age

<http://tinyurl.com/zblwtl>





Mastering Google for the Classroom

<http://pages.backupify.com/LP-MasteringGoogle-GoogleGooru.html>

Make the Most of Google Apps in Your School
Download Mastering Google for the Classroom!
Mastering Google for the Classroom” readers will learn:

Tips for getting started with Google Apps for Education
Teaching with the most popular Google Apps: Gmail, Calendar, Docs & More
Learn how to use the advanced features of Google Apps, including: forms, sites & video



Technology-Integration Basics

Find tips, strategies, tools, and other resources to help new teachers successfully integrate technology to facilitate educational objectives in the classroom.

<http://tinyurl.com/ppspgld>



Voya Unsung Heroes handed out its first awards in 1996 as a way for Voya Financial® to demonstrate its commitment to the education community. Grants are given to K-12 educators utilizing new teaching methods and techniques that improve learning.

Each year, educators submit applications for a Voya Unsung Heroes grant by describing projects they have initiated or would like to pursue. Each project is judged on its:

- Innovative method
- Creativity
- Ability to positively influence the students

Each year, 100 finalists are selected to receive a \$2,000 grant, payable to both the winning teacher and his or her school. At least one grant is awarded in each of the 50 states, provided at least one qualified application was received from each state. Winners are selected by Scholarship America, a national non-profit educational support and student aid service organization.



C-SPAN's StudentCam 2016 Student Documentary Contest

<http://www.studentcam.org/>

Each year, CSPAN sponsors a documentary contest geared just for budding student filmmakers. This year, CSPAN is asking students to create 5-7 minute documentary films that cover the contest's theme: "Road to the White House." Each film should include multiple perspectives, include CSPAN footage, and answer "What's the issue

YOU most want candidates to discuss during the 2016 presidential campaign?" They can be created by individuals or teams of 2 or 3 students.

Prize: There are 150 student prizes and 53 prizes for teachers. The grand prize is a \$5,000 award for the students, as well as a \$750 stipend for the teacher or school to spend on video equipment. Deadline: January 20, 2016

Administrator's Resource Corner



Scholastic Administrator

<http://www.scholastic.com/administrator>

Scholastic Administrator provides monthly information, solutions, and strategies on critical trends and issues in the fields of leadership, staff development and more.

TECHNOLOGY HUMOR





"My term paper is almost finished. I updated my software, defragmented my hard drive, bookmarked an online dictionary, and installed new ink cartridges. Now all I need are some words and a topic!"

